

Engineering Specification

Job Name _____

Contractor _____

Job Location _____

Approval _____

Engineer _____

Contractor's P.O. No. _____

Approval _____

Representative _____

LEAD FREE*

Series LFTWH Tankless Water Heater Valves

Sizes: ¾" & 1"

Series LFTWH tankless water heater valves are designed to simplify the installation, maintenance and operation of tankless water heaters. The LFTWH features Lead Free* construction to comply with Lead Free* installation requirements.

Features

- Lead Free* copper silicon alloy body
- FPT unions for connection to water heater (all models)
- FPT unions for connection to water lines (UT models)
- Quick-Connect end connections to water lines (QT models)
- FPT connection to water lines (FT models)
- Sweat connection to water lines (FS models)
- FPT/sweat unions for connection to water lines (UTS models)
- Full-port, quarter-turn ball valve with color-coded tee handle and union
- Quarter-turn purge and drain valve with hose connection and tethered brass cap
- Optional ¾" pressure relief valve 150psi (10.3 bar)
- Optional integral spring check valve in cold water valves
- Hot and cold valves certified to NSF/ANSI 61
- Staggered connection points for ease of installation and access
- Valves are suitable for most tankless installations
- No additional adapters required
- 600 WOG rated

Materials

Body: Lead Free* copper silicon alloy body

Ball: Lead Free* brass

Seats: Virgin PTFE

Standards



LFTWH-UT-C



LFTWH-QC-C



LFTWH-UT-H



LFTWH-QC-H



NOTICE

The information contained herein is not intended to replace the full product installation and safety information available or the experience of a trained product installer. You are required to thoroughly read all installation instructions and product safety information before beginning the installation of this product.

NOTICE

Inquire with governing authorities for local installation requirements

*The wetted surface of this product contacted by consumable water contains less than 0.25% of lead by weight.

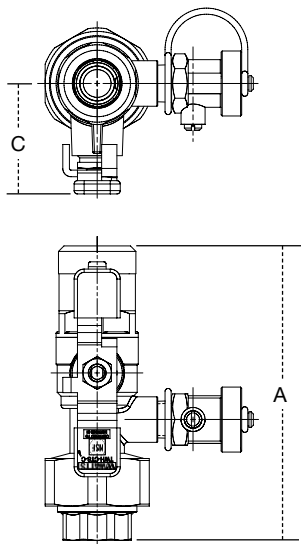
Watts product specifications in U.S. customary units and metric are approximate and are provided for reference only. For precise measurements, please contact Watts Technical Service. Watts reserves the right to change or modify product design, construction, specifications, or materials without prior notice and without incurring any obligation to make such changes and modifications on Watts products previously or subsequently sold.

Models

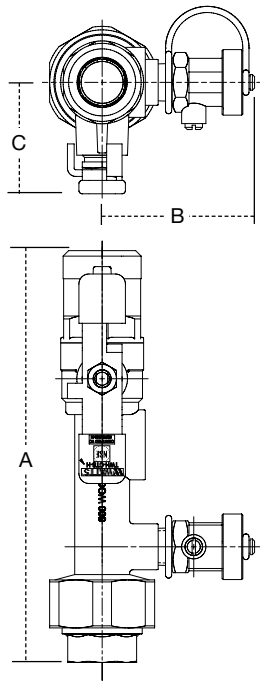
Model Nomenclature

LFTWH	Tankless water heater	}	LFTWH				RV	
UT	Union with female threaded tailpieces for connection to water lines		}					
UTS	Union with female threaded and sweat tailpieces for connection to water lines							
QC	Quick-Connect fittings to water lines							
FT	Female pipe thread connection to water lines							
FS	Female sweat connection to water lines							
H	Hot water valve	}						
C	Cold water valve							
CN	Cold water valve without integral spring check							
HC	Hot and cold valve set							
HCN	hot and cold valve set, no spring check							
RV	150psi relief valve							

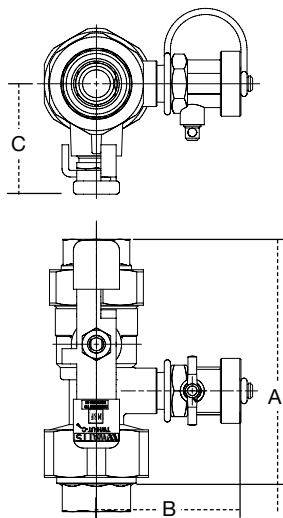
3/4" LFTWH-QC-C



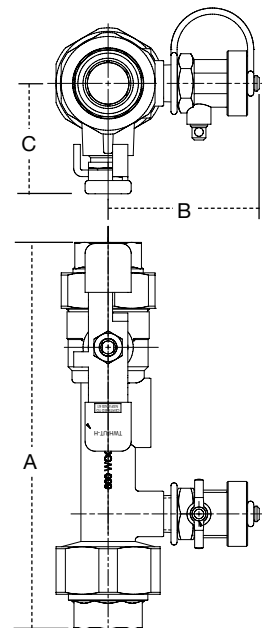
3/4" LFTWH-QC-H



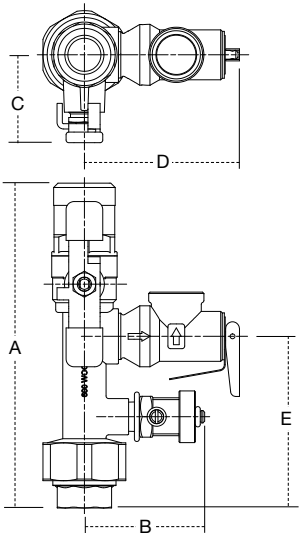
3/4" LFTWH-UT/UTS-C



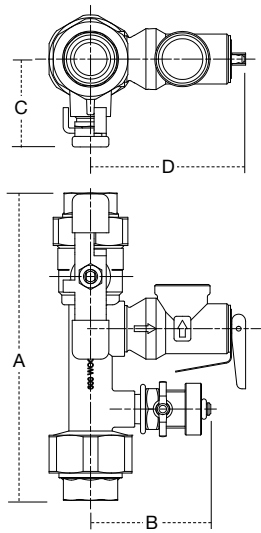
3/4" LFTWH-UT/UTS-H



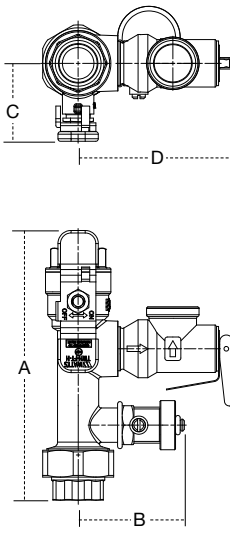
3/4" LFTWH-QC-H-RV



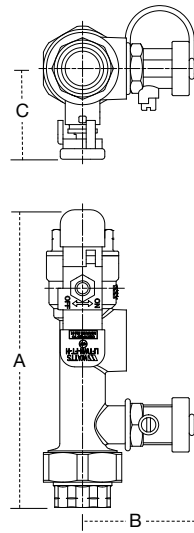
3/4" LFTWH-UT/UTS-H-RV



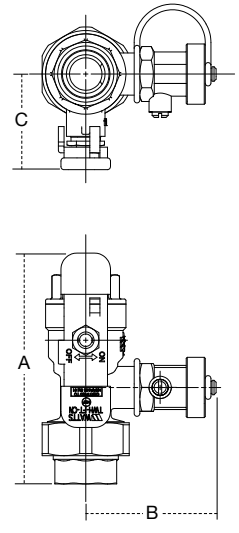
3/4" LFTWH-FT/FS-H-RV



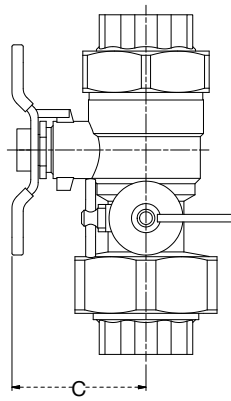
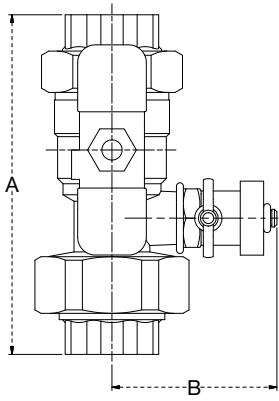
3/4" LFTWH-FT/FS-TS-H



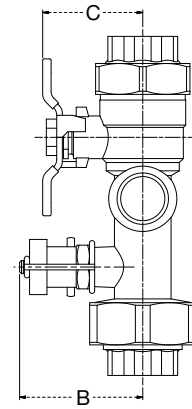
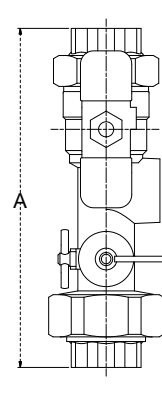
3/4" LFTWH-FT/FS-CN



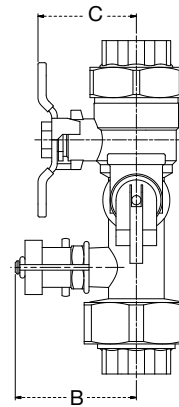
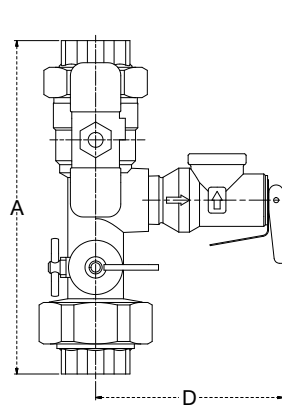
1" LFTWH-UT/UTS-CN



1" LFTWH-UT/UTS-H



1" LFTWH-UT/UTS-H-RV



Dimensions — Weights

SIZE	MODEL	CONNECTIONS	DIMENSIONS										WEIGHT	
			A		B		C		D		E		lbs.	kgs.
in.			in.	mm	in.	mm	in.	mm	in.	mm	in.	mm		
3/4"	LFTWH-UT-C	Union x Union	4 ¹⁵ / ₁₆	125	2 ¹³ / ₁₆	71	2	51	—	—	—	—	2.2	1.0
3/4"	LFTWH-UT-H	Union x Union	6 ¹⁵ / ₁₆	177	2 ³ / ₄	69	2	51	—	—	—	—	2.5	1.1
3/4"	LFTWH-QC-C	Quick-connect x Union	5 ⁹ / ₁₆	135	2 ¹³ / ₁₆	71	2	51	—	—	—	—	2.0	.9
3/4"	LFTWH-QC-H	Union x Quick-connect	7 ³ / ₈	187	2 ³ / ₄	69	2	51	—	—	—	—	2.4	1.1
3/4"	LFTWH-UT-H-RV	Union x Union	6 ¹⁵ / ₁₆	177	2 ³ / ₄	69	2	51	3 ¹ / ₂	89	3 ⁷ / ₈	99	2.5	1.1
3/4"	LFTWH-QC-H-RV	Quick-connect x Union	7 ³ / ₈	187	2 ³ / ₄	69	2	51	3 ¹ / ₂	89	3 ⁷ / ₈	99	2.4	1.1
3/4"	LFTWH-FT/FS-CN	Union x FPT/Sweat	4 ¹ / ₁₆	103	2 ¹ / ₂	64	1 ⁷ / ₈	47	—	—	—	—	1.9	0.9
3/4"	LFTWH-FT/FS-H	Union x FPT/Sweat	6	152	2 ¹ / ₂	64	1 ⁷ / ₈	47	3 ¹ / ₂	89	2 ⁷ / ₁₆	62	2.1	0.9
1"	LFTWH-UT/UTS-CN	Union x Union	5 ³ / ₈	137	2 ⁵ / ₈	66	2 ¹ / ₈	54	—	—	—	—	3.0	1.3
1"	LFTWH-UT/UTS-H	Union x Union	7 ³ / ₁₆	183	2 ⁵ / ₈	66	2 ¹ / ₈	53	—	—	2 ⁵ / ₈	66	3.3	1.5
1"	LFTWH-UT/UTS-H-RV	Union x Union	7 ³ / ₁₆	183	2 ⁵ / ₈	66	2 ¹ / ₈	53	3 ¹¹ / ₁₆	94	2 ⁵ / ₈	66	3.8	1.7



USA: T: (978) 689-6066 • F: (978) 975-8350 • Watts.com
 Canada: T: (888) 208-8927 • F: (905) 332-7068 • Watts.ca
 Latin America: T: (52) 55-4122-0138 • Watts.com